

Supra and Supra Linea Platform Lifts **FOR STRAIGHT AND CURVED STAIRCASES**



Access BDD are one of Europe's leading suppliers of stairlifts, platform lifts and home lift solutions.

Supra and Supra Linea Platform Lifts FOR STRAIGHT AND CURVED STAIRCASES

Our Inclined Platform Lifts are manufactured to meet the needs of customers who demand the best comfort and quality. Advanced in design and ergonomics, the Supra and Supra Linea are manufactured using only quality components. The perfect solution to overcoming architectural obstacles and making your building accessible to all.

Supra is designed for use on almost any type of staircase: curved, straight with a change of gradient, those with multiple landings and spiral configurations.

Supra Linea is designed for use on a straight staircase with a constant gradient.

The Supra and Supra Linea belong to the same family, they share the same platform, the same machine body, the same call stations and many of the same components.

All of the exposed surfaces are made of anodized aluminium to guarantee a rust-free product. With the addition of the IP55 certification, both products are suitable for outdoor use. Their high precision construction and aesthetic appearance promises that our inclined platform lifts will suit almost any environment.



Certified to European
Machine Directive
2006/42/EC.



“My business now has a great solution for enabling wheelchair users to visit the outdoor terrace. Its modern design seamlessly matches the style of my restaurant.”

1 Ergonomically Designed

The Supra and Supra Linea have an advanced ergonomic design which has been developed in consultation with renowned consumer associations. This has enabled this to become one of the easiest, most comfortable and safest inclined platform lifts on the market. Controlled by either the easy-to-use joystick or optional push buttons allow the lift to move up and down the stairs safely and with minimal effort.

2 Compact and Discreet

Due to their slim profile the Supra and Supra Linea take up little space on the staircase when not in use. The choice of parking options and platform sizes making them ideal for busy buildings where space is at a premium.

3 Safety

Our customers' safety is of paramount importance to us. Both the Supra and Supra Linea are certified to European Machine Directive 2006/42/EC. They are fitted with anti-impact and anti-shearing safety devices which bring the lift to an immediate stop if they encounter an obstruction on the staircase. An overload device can be added to conform to EN81-40.



Features FOR ALL YOUR ACCESSIBILITY REQUIREMENTS



Automatic Safety Bars

The Supra and Supra Linea have automatic safety bars that surround the user during travel. As the lift arrives at either the top or bottom landing the leading safety bar is raised allowing the user to get or get off the lift. This is lowered again before travel, giving a sense of security to the user.



Automatic Folding/Unfolding Platform

All of our inclined platform lifts have automatic folding platforms which means that the user simply has to press a button on the control station to open or close the platform avoiding any manual operation.

When the lift is not in use it can be conveniently folded away, taking only 310mm of space offering the ideal solution for any additional staircase users.




On-board Controls with Ergonomic Keys

The on-board controls make it simple to operate the Supra and Supra Linea inclined platform lifts. The ergonomic keys are shaped so that they can be operated with minimal effort while their design remains aesthetically pleasing.



On-board Controls with Ergonomic Keys

The on-board controls make it simple to operate the Supra and Supra Linea inclined platform lifts. The ergonomic keys are shaped so that they can be operated with minimal effort while their design remains aesthetically pleasing.



Automatic Safety Bars

The Supra and Supra Linea have automatic safety bars that surround the user during travel. As the lift arrives at either the top or bottom landing the leading safety bar is raised allowing the user to get or get off the lift. This is lowered again before travel, giving a sense of security to the user.



Automatic Safety Bars

The Supra and Supra Linea have automatic safety bars that surround the user during travel. As the lift arrives at either the top or bottom landing the leading safety bar is raised allowing the user to get or get off the lift. This is lowered again before travel, giving a sense of security to the user.

Options TAILORED TO YOUR NEEDS

Outdoor version (IP 55) and cover cloth

High speed (0,13 m/s) version

Auxiliary power system (available for Supra Linea with the high speed version only)

Battery backup (Supra only)


Radio remote control

90° access ramp

Folding seat

Call stations with joystick or buttons

Range of platform sizes



With the addition of the IP55 certification, both products are suitable for outdoor use.



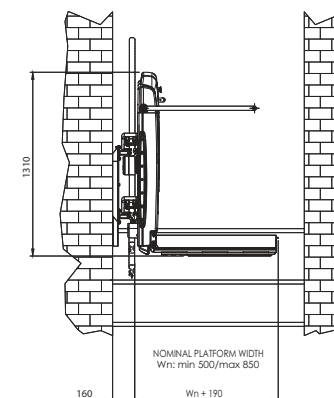


All of the exposed surfaces are made of anodized aluminium to guarantee a rust-free product.



Technical Specification

CERTIFIED TO THE HIGHEST STANDARDS

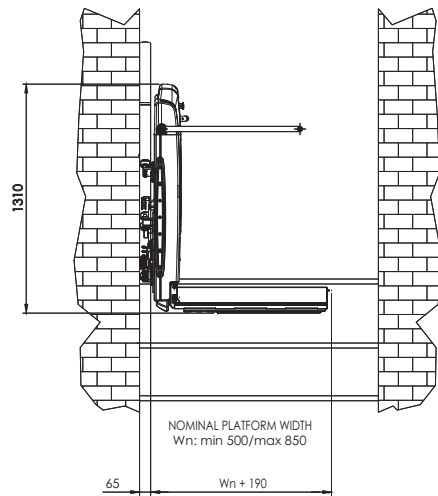


Supra

Application:	Curved or straight staircases with variable gradient from 0° to 45°
Motor:	0,35 kW (0,70 kW for the increased speed version)
Power supply:	230 VAC, 50 Hz
Drive system:	Rack and pinion
Rated load:	300 kg (0° to 30°), 250 kg (31° to 35°), 190 kg (36° to 45°)
Speed¹:	0,07 m/s (0,13 m/s in the straight sections with increased speed version)
Standard platforms²:	850 x 500, 850 x 550, 850 x 600, 850 x 650, 850 x 710, 1050 x 710, 1050 x 850, 1250 x 850
Rail:	Twin aluminium rail, RAL painted (9006) max. length 40 m
Safety devices:	Anti-impact/anti-shearing devices on the machine body. Anti-impact devices on the platform
Norm compliance:	2006/42/EC. EN 81-40 (when Load Control Device is selected)

¹ Increased speed version includes soft start and soft stop on the approach to/from the landings

² Measurements in mm, Length x Width. Special platforms available as option



Supra Linea

Application:	Straight staircases with constant gradient
Motor:	0,40 kW (0,75 kW for the increased speed version)
Power supply:	230 VAC, 50 Hz
Drive system:	Rack and pinion
Rated load:	325 kg (0° to 35°), 250 kg (36° to 45°)
Speed¹:	0,07 m/s (0,13 m/s for the increased speed version)
Standard platforms²:	850 x 500, 850 x 550, 850 x 600, 850 x 650, 850 x 710, 1050 x 710, 1050 x 850, 1250 x 850
Rail:	Single rail made of aluminium, max. length 40 m
Safety devices:	Anti-impact/anti-shearing devices on the machine body. Anti-impact devices on the platform
Norm compliance:	2006/42/EC. EN 81-40 (when Load Control Device is selected)

¹ Speed is subject to variations according to load and mains voltage $\pm 15\%$. Soft start and soft stop functionality included on increased speed version

² Measurements in mm, Length x Width. Special platforms available as option

About Access BDD

30 YEARS OF EXPERIENCE

For over 30 years, Access BDD have specialised in making life easier for both private and public customers.

Manufacturer of stairlifts, inclined platform lifts, vertical platform lifts and home elevators, Access BDD believe that the ability to move around freely shouldn't be something that is taken for granted. Through our wealth of knowledge and experience we have become one of the world's leading suppliers of accessibility products.

Through our wide array of customisable options on all of our products you can rest assured your new lift will seamlessly fit into your home or building.

Our extensive engineering heritage means we precisely develop our products to be industry-leading whilst conforming to all relevant safety guidelines. We design our products to be installed quickly and with minimal of fuss.



Access BDD have been my platform lift supplier for the last 10 years, their products are second to none.”

When you choose an Access BDD product, you're choosing:

- Industry leading company with a wealth of experience
- Safety and reliability
- Technological innovation



For over 30 years we have specialised in making life easier for both private and public customers.



Your local dealer is:



Access BDD
Unit E3 Eagle Court
De Havilland Avenue
Preston Farm Business Park
Stockton-on-Tees
TS18 3TB
United Kingdom

Telephone
+44 1642 853 650

Email
info@accessbdd.com

www.accessbdd.com